


Proudly made in the U.S.A. since 1959



**BoatLIFE: For the Life of Your Boat.®**

**“The Home of Old Fashioned Customer Service.”**



**OVER A HALF OF A CENTURY OF EXCELLENCE**

BoatLIFE products have been manufactured in the USA for over 55 years, with an enviable record for superior quality over competitive brands.

Our continuing research program anticipates industry requirements by monitoring development of new pleasure craft, ships and commercial boats.



**COMPLETE MANUFACTURING FACILITIES**

BoatLIFE manufactures its own product lines which allows us to maintain continuous quality control over every facet of the manufacturing process.

Our research and manufacturing teams consist of a unique group of individuals whose dedication and loyalty contributes directly to the company's continuing success.

**A REPUTATION FOR QUALITY AND SERVICE**

BoatLIFE dealers feel secure in providing their customers with a line of marine maintenance products which perform consistently and reliably.

BoatLIFE customers, happy with the superior formulation, simple application and competitive pricing, use BoatLIFE products for all their marine maintenance needs worldwide.

**QUICK ANSWERS FOR YOUR PROBLEMS**

If you have any questions about our products or require assistance in solving a particular maintenance problem, please contact us; we'll be happy to respond.

See technical data sheets for additional information on specific products.



**C O N T E N T S**

Mission Statement ..... 3

Choose the Right Sealant ..... 4

The Right Products for Any Boat ..... 5

Caulking and Sealing ..... 6-9

Maintaining Teak ..... 10

Accessories ..... 11

Fiberglass Care ..... 12

Cleaners ..... 13-14

Compounds, Waxes & Polishes ..... 15

Restoration ..... 16-17

How to Use "Git"-Rot® ..... 16

Caulking Teak Deck Seams ..... 18

How to Care for Teak ..... 19

New Products & Contacts ..... 20

# Life Industries Corporation Mission Statement

*We manufacture products including, but not limited to, adhesives, sealants, epoxies, cleaners*



**Every cartridge is personally inspected for quality before shipping.**

*and waxes to meet the needs of our customers. Based upon a foundation of honesty and integrity, we provide profitable solutions to our customers' problems through teamwork, innovation and mutual respect.*



**BoatLIFE**

**Life Seal**

**Clear**

Outstanding Adhesion,  
Permanently Flexible,  
Non-shrinking, Fast Cure.

Use Above or Below  
the Waterline.

◆ Adhesion remarquable  
◆ Peut-etre utilise en dessus  
ou au dessous de la  
ligne de flottaison

◆ Notable adherencia:  
permanente  
flexible, no encoge,  
de curado rapido  
◆ Se puede usar por  
encima o debajo  
de la linea de flotacion

Contents: 315 ml.  
See cautions on reverse side.

**BoatLIFE**

**Life Seal**

**Clear**

Outstanding Adhesion,  
Permanently Flexible,  
Non-shrinking, Fast Cure.

Use Above or Below  
the Waterline.

◆ Adhesion remarquable  
◆ Peut-etre utilise en dessus  
ou au dessous de la  
ligne de flottaison

◆ Notable adherencia:  
permanente  
flexible, no encoge,  
de curado rapido  
◆ Se puede usar por  
encima o debajo  
de la linea de flotacion

Contents: 315 ml.  
See cautions on reverse side.

# Choose the *Right* Sealant for Each Job.

**Life-Calk®**  
**LifeSeal®**  
**Silicone Rubber**  
**Life-Calk® Two-Part**  
**Teak Deck Sealant**  
**Polyurethanes**  
(Non-boatLIFE products)

## LIFE-CALK®

One part Thiokol® based polysulfide sealant and bedding compound. Cures to a positive waterproof seal - stays seaworthy for years. Sandable, paintable, twists, bends, expands, compresses. Bonds tenaciously to wood, fiberglass, glass, and metal. Will not harden, shrink, crack, or dry out. Use above or below the waterline. See page 6.

## LIFE-SEAL®

Designed specifically for fiberglass boats. The adhesion of polyurethane and the flexibility of silicone. Excellent for ABS®, Lexan®, Delrin®, Nylon® and all other plastics. Outstanding performance on fiberglass, metal, glass, and wood. Permanently flexible, non shrinking, non cracking, fast curing. Use above or below the waterline. See page 7.

## MARINE SILICONE RUBBER

Non-corrosive formula. Low odor. No shrinkage, no cracking, no dryout and non-yellowing. Contains the highest grade silicone polymers. Superior flexibility and adhesion to fiberglass, plastic, metal and wood. Use above or below the waterline. See page 8.

## LIFE-CALK® TWO-PART

Fast cure two-part polysulfide deck and hull seam compound. For all deck seam installations. Available in pourable and heavy grades. Sandable, paintable, and chemical resistant. Chosen worldwide by Navies, cruise lines, yacht builders, and boatyards. Use above or below the waterline. See page 6.

## TEAK DECK SEALANT

Fast curing one-part deck seam sealant. Sandable formula permits a smooth finish. Great adhesion to teak and other woods. Compatible with teak cleaners and finishes. Will not shrink, crack, or dry out. Flexes with deck. Resistant to cleaners and fuel. No primer needed. Use above the waterline. See page 8.

## POLYURETHANE ADHESIVE/SEALER

Permanent adhesive sealant. No shrinking. Paintable. Use above or below the waterline. For permanent installations only.

|  |     |      |      |      |      |      |
|--|-----|------|------|------|------|------|
| Metal to Wood (Deck and Hull Hardware)       | E   | G    | S    | E    | G    | G    |
| Metal to Fiberglass (Deck and Hull Hardware) | E   | E    | G    | E    | E    | G    |
| Wood to Fiberglass (Wood Trim)               | E   | G    | S    | E    | G    | G    |
| Wood to Wood (Wood Trim)                     | E   | G    | S    | E    | E    | S    |
| Deck Seams (Teak, Other Woods)               | E   | NR   | NR   | E    | E    | NR   |
| Underwater Wooden Boat Hull Seams            | E   | NR   | NR   | E    | NR   | S    |
| Deck to Hull Joints                          | E   | E    | G    | E    | E    | E    |
| Thru-Hull Fittings-Fiberglass Boat           | E   | E    | G    | E    | G    | E    |
| Thru-Hull Fittings-Wooden Boat               | E   | S    | S    | E    | S    | E    |
| Glass to Metal (Windshield)                  | E   | E    | E    | E    | E    | G    |
| Glass to Fiberglass                          | E   | E    | G    | E    | E    | G    |
| Glass to Wood                                | E   | E    | S    | E    | G    | G    |
| Glass to Vinyl                               | NR  | E    | E    | NR   | S    | S    |
| ABS and Lexan Plastics to Fiberglass         | NR  | E    | E    | NR   | S    | NR   |
| ABS and Lexan Plastics to Wood               | NR  | E    | S    | NR   | E    | NR   |
| Plastic Hardware to Fiberglass               | NR  | E    | G    | NR   | G    | NR   |
| Plastic Hardware to Wood                     | NR  | E    | S    | NR   | S    | NR   |
| Electrical Insulation                        | G   | E    | E    | G    | E    | S    |
| Rubrails to Fiberglass                       | E   | E    | S    | E    | S    | NR   |
| Rubrails to Wood                             | E   | G    | S    | E    | S    | NR   |
| Sandability                                  | E   | NR   | NR   | E    | E    | S    |
| Paintability                                 | E   | NR   | NR   | E    | NR   | G    |
| Chemical Resistance                          | E   | S    | S    | E    | E    | S    |
| Gluing/Adhesion                              | E   | S    | S    | E    | G    | E    |
| Cure Rate*                                   | Med | Fast | Fast | Fast | Fast | Slow |
| Years of Shelf Life**                        | 1   | 1    | 1    | 1    | ½    | ½    |
| Years of Life Expectancy                     | 20  | 20   | 20   | 20   | 20   | 8    |

**E** Excellent

**G** Good

**S** Satisfactory

**NR**

*Not Recommended for This Application*

\* Note: All curing times subject to atmospheric conditions.

\*\* Note: Shelf Life may be affected by method of storage.

# Cleaners

*Boat Cleaner*  
*Fiberglass Powder Cleaner*  
*VinylLIFE™*  
*Mildew Remover*  
*Bilge Cleaner*  
*Live Well & Bait Well Cleaner*  
*Test Tank Cleaner*  
*BioNatural™ Holding Tank Treatment*

|   |    |    |    |   |   |    |   |   |
|---|----|----|----|---|---|----|---|---|
| Salt Deposits on Fiberglass Deck & Hull | E  | E  | -  | - | - | -  | - | - |
| Light Stains on Fiberglass              | G  | E  | -  | - | - | -  | - | - |
| Heavy Stains on Fiberglass              | S  | E  | -  | - | - | -  | - | - |
| Odor Elimination                        | E  | S  | S  | G | E | E  | E | E |
| Mildew Removal                          | G  | G  | S  | E | G | S  | G | - |
| Stains (Fabrics)                        | NR | NR | NR | E | E | -  | - | - |
| Vinyl Cleaning & Protecting             | S  | NR | E  | S | S | NR | - | - |
| Rust Stains                             | G  | E  | -  | S | G | G  | G | - |
| Algae                                   | G  | E  | -  | S | E | E  | G | - |
| Non-Skid Surfaces                       | G  | E  | -  | S | S | S  | S | - |

# Compounds

## Waxes & Compounds

*Aluminum Cleaner*  
*PolyShine™*  
*Life Wax™*  
*Life Restorer Wax*  
*Color Restorer*  
*Rubbing Compound*

|                                   |    |    |    |   |   |   |
|-----------------------------------|----|----|----|---|---|---|
| Repair of UV Damage to Fiberglass | NR | NR | NR | E | E | E |
| Oxidation on Aluminum             | E  | G  | -  | G | G | G |
| UV Protection for Fiberglass      | NR | E  | E  | E | S | - |
| Minor Gelcoat Scratches           | NR | G  | G  | E | G | E |
| Stains on Fiberglass              | NR | NR | NR | G | E | E |

## Teak Care

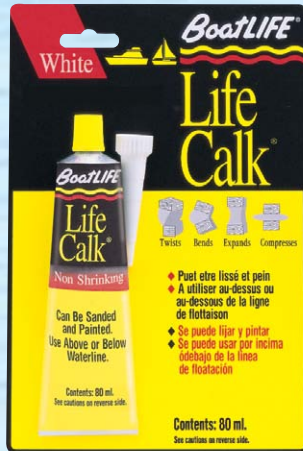

*Teak Powder Cleaner*  
*Teak Brightener*  
*Teak Oil*

|                        |    |    |    |
|------------------------|----|----|----|
| Cleaning Exterior Teak | E  | E  | NR |
| Color Uniformity       | S  | E  | E  |
| Protecting & Sealing   | NR | NR | E  |
| Cleaning Light Grease  | NR | E  | NR |

**E** Excellent    **G** Good    **S** Satisfactory    **NR** Not Recommended for This Application

# Caulking & Sealing

## Life-Calk®



\*See application gun on Page 11

6

| Stock No. | Ctn. | Size                      | Color      |
|-----------|------|---------------------------|------------|
| 1305      | 12   | Tube 30 ml./1 fl.oz.      | White      |
| 1030      | 12   | Tube 80 ml./3 fl.oz.      | White      |
| 1031      | 12   | Tube 80 ml./3 fl.oz.      | Black      |
| 1032      | 12   | Tube 80 ml./3 fl.oz.      | Mahogany   |
| 1037      | 12   | Tube 80 ml./3 fl.oz.      | Teak Brown |
| 1372      | 12   | Cart. 155 ml./5.2 fl.oz.  | White      |
| 1033      | 12   | Cart. 310 ml./10.6 fl.oz. | White      |
| 1034      | 12   | Cart. 310 ml./10.6 fl.oz. | Black      |
| 1035      | 12   | Cart. 310 ml./10.6 fl.oz. | Mahogany   |
| 1036      | 12   | Cart. 310 ml./10.6 fl.oz. | Teak Brown |
| 1181      | 12   | Chubb 600 ml./20 fl.oz.   | Black      |
| 1182      | 12   | Chubb 600 ml./20 fl.oz.   | White      |

FOR USE  
**ABOVE**  
**BELOW**  
THE WATERLINE

| Stock No.             | Ctn. | Size                  | Color |
|-----------------------|------|-----------------------|-------|
| <b>POURABLE GRADE</b> |      |                       |       |
| 1046                  | 4    | 750 ml./25 fl.oz.     | Black |
| 1050                  | 1    | 3 lit./101 fl.oz.     | Black |
| <b>HEAVY GRADE</b>    |      |                       |       |
| 1047                  | 1    | 3 lit./101 fl.oz.     | Black |
| 1048                  | 4    | 750 ml./25 fl.oz.     | Black |
| 1120                  | 24   | Empty cart. w/plunger |       |

FOR USE  
**ABOVE**  
**BELOW**  
THE WATERLINE

| Stock No. | Ctn. | Size                 | Color |
|-----------|------|----------------------|-------|
| 1052      | 12   | Tube 80 ml./3 fl.oz. | White |
| 1055      | 12   | Tube 80 ml./3 fl.oz. | Black |

FOR USE  
**ABOVE**  
**BELOW**  
THE WATERLINE


## Life-Calk® Sealant

A long lasting, permanently flexible marine polysulfide sealant which can be **sanded, painted\*\*\***, and **used above and below the waterline**. Tack-free in 1 to 3 days\*, excellent resistance to teak oils, gasoline, and diesel fuel. Ideal for teak decks, to bed deck and hull hardware, seal thru-hull fittings, and underwater seams. Will bond to fiberglass, wood, metal, glass, and itself. Cures to a firm flexible rubber seal with excellent waterproofing and adhesion qualities. **Can be applied underwater for emergency repairs.** Can be applied to damp surfaces.

\*\*Color Samples



Mahogany



Teak Brown



White



Black


## Life-Calk®

### Two-Part Sealant Compound\*

**Fast curing** two-part polysulfide deck and hull seam compound. Cures to a firm resilient rubber. Resists teak cleaners, oils, fumes, gasoline, and diesel fuel. No primer necessary with Type P. Available in Pourable (Type P) and Heavy (Type H) grades. Type P offers excellent flow properties reducing the possibility of air entrapment. Type H is recommended for seam sealing where wide openings require a non-sagging sealant. Approximately 60 minute application time.

## Liquid Life-Calk® Sealant

Has same outstanding properties as Life-Calk® Sealant above. Non-shrinking, flexible, sandable compound. Low viscosity, **free-flowing** polysulfide sealant for use on fine cracks and seams.



\* Note: All curing times subject to atmospheric conditions.

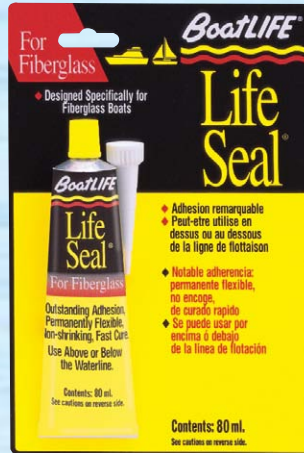
\*\* Note: Color may not be exactly as it appears in catalog.

\*\*\* Test for compatibility prior to application.

# Caulking & Sealing

New

## LifeSeal®



\*See application gun on Page 11

| Stock No. | Ctn. | Size                      | Color    |
|-----------|------|---------------------------|----------|
| 1109      | 12   | Tube 30 ml./1 fl.oz.      | Clear    |
| 1160      | 12   | Tube 80 ml./3 fl.oz.      | Clear    |
| 1161      | 12   | Tube 80 ml./3 fl.oz.      | White    |
| 1162      | 12   | Tube 80 ml./3 fl.oz.      | Black    |
| 1169      | 12   | Cart. 310 ml./10.6 fl.oz. | Clear    |
| 1170      | 12   | Cart. 310 ml./10.6 fl.oz. | White    |
| 1171      | 12   | Cart. 310 ml./10.6 fl.oz. | Black    |
| 1172      | 12   | Cart. 310 ml./10.6 fl.oz. | Aluminum |
| 1173      | 12   | Cart. 310 ml./10.6 fl.oz. | Cameo    |
| 1180      | 12   | Chubb 600 ml./20 fl.oz.   | White    |
| 1183      | 12   | Chubb 600 ml./20 fl.oz.   | Clear    |

Note: Commercial packaging available.

FOR USE  
**ABOVE**  
**BELOW**  
THE WATERLINE

| Stock No. | Ctn. | Size                     | Color |
|-----------|------|--------------------------|-------|
| 1159      | 12   | Cart. 155 ml./5.2 fl.oz. | Clear |

FOR USE  
**ABOVE**  
**BELOW**  
THE WATERLINE

## LifeSeal® Sealant

A unique combination of marine **silicone and polyurethane**, formulated especially for fiberglass. LifeSeal® offers a **fast-curing**, low odor, **high adhesion**, non-sagging, **non-corrosive, non-yellowing** formula. It provides a durable watertight seal for joints subject to structural movement. **May be used above and below the waterline.** Use for sealing decks to hulls, thru-hull fittings, vinyl ports, sealing/glazing windshields and bedding marine hardware. Will adhere to metal, glass, wood, Lexan®, ABS® and certain other materials. Can be removed without damaging gel-coat. Not recommended for ferro cement hulls, impregnated wood or oil-soaked materials. UV resistant. **Mildew resistant** and acid free. Custom colors available.

\*\*Color Sample



Cameo



Aluminum

7

## Liquid LifeSeal®

Has same outstanding properties as LifeSeal® Sealant. Self leveling liquid formula for sealing fine cracks and seams. UV resistant. 24-hour cure. Perfect for plastic windshields.



## Emergency Repair Kit

A temporary repair patch for use on wood, fiberglass or aluminum hulls. Includes polysulfide patch, sealant tube (Life-Calk®), stainless steel scrubber, and an applicator.

|             | Stock No. | Ctn. |
|-------------|-----------|------|
|             | 1376      | 12   |
| Refill Tube | 4003      | 1    |




\*\* Note: Color may not be exactly as it appears in catalog.

Continued →

# Caulking & Sealing

## Silicones



New



\*See application gun on Page 11

| Stock No. | Ctn. | Size                      | Color        |
|-----------|------|---------------------------|--------------|
| 1110      | 12   | Tube 30 ml./1 fl.oz.      | Clear        |
| 1140      | 12   | Tube 80 ml./3 fl.oz.      | Clear        |
| 1141      | 12   | Tube 80 ml./3 fl.oz.      | White        |
| 1142      | 12   | Tube 80 ml./3 fl.oz.      | Black        |
| 1150      | 12   | Cart. 310 ml./10.6 fl.oz. | Clear        |
| 1151      | 12   | Cart. 310 ml./10.6 fl.oz. | White        |
| 1152      | 12   | Cart. 310 ml./10.6 fl.oz. | Black        |
| 1153      | 12   | Cart. 310 ml./10.6 fl.oz. | Oyster White |
| 1184      | 12   | Chubb 600 ml./20 fl.oz.   | Clear        |
| 1186      | 12   | Chubb 600 ml./20 fl.oz.   | White        |

FOR USE  
ABOVE  
BELOW  
THE WATERLINE

| Stock No. | Ctn. | Size                      | Color |
|-----------|------|---------------------------|-------|
| 1252      | 12   | Cart. 310 ml./10.6 fl.oz. | Black |
| 1306      | 12   | Chubb 600 ml./20 fl.oz.   | Black |

FOR USE  
ABOVE  
THE WATERLINE

## Marine Silicone Rubber Sealant

An all-purpose, **non-corrosive, acid free, non-yellowing, mildew resistant, low-odor**, 100% marine high quality silicone sealant. Tack-free in 30 minutes or less. \*Fully cured in 24 hours. For use above or below the waterline. Will not shrink, crack, or dry out. Superior flexibility and adhesion to fiberglass, plastic, metal, and wood. Retains flexibility and tensile strength even after years of exposure. **Will not corrode metal or electronics.**

## Teak Deck Sealant

Sandable, silicone based deck sealant. \*This 24-hour curing system is sandable and especially designed for teak deck seams. **No priming necessary.** When fully cured, resistant to teak cleaners, teak oils, gasoline and diesel fuel. Tack-free in 30 minutes. If painting is required, paint before sealant application. **Acid free cure.**

## Captain's Caulking Tips

- When using a caulking gun apply caulk by "pushing" the caulking gun to avoid air pockets.
- Temperature and humidity are the main factors that determine curing time.
- For best results, do not apply to frosty surfaces.
- Avoid freezing.
- Do not store above 90°F.
- Do not paint caulk until fully cured. (Life-Calk® only)
- Never clean seams by using an air compressor. Compressors will emit residual oil and water.
- Contact the varnish/paint manufacturer to insure compatibility with polysulfide before varnishing and/or painting over and around seams. Test paint compatibility prior to painting.
- Use Bondbreaker (stock #1211, pg. 11) to line the bottom of the seam which will prevent adhesion of the caulk to all three sides, thus increasing the longevity of the bond.
- Solvent & Cleaner is acetone free. Most acetone has been recycled and already contaminated with oil.
- Solvent & Cleaner should be used with all sealants, not just Life-Calk®.

\* Note: All curing times subject to atmospheric conditions.

## Caulking & Sealing



### Super Slick Sealant Smoother™

A new innovative product that aids in the finger tooling of caulks and sealants. Easy to use. Also, allows excess sealant to be easily removed from fingers. Safe to use on all BoatLIFE® sealants.

| Stock No. | Ctn. | Size              |
|-----------|------|-------------------|
| 1023      | 12   | 30 ml./1 fl.oz.   |
| 1024      | 12   | 118 ml./4 fl.oz.  |
| 1025      | 12   | 473 ml./16 fl.oz. |

## Solvents & Removers

| Stock No. | Ctn. | Size              |
|-----------|------|-------------------|
| 1291      | 12   | 30 ml./1 fl.oz.   |
| 1288      | 12   | 473 ml./16 fl.oz. |

### Release®

#### Adhesive and Sealant Remover

Use a scraping tool and Release® to remove cured sealants from fiberglass, wood, metal, and glass. It is ideal on residue from decals, tapes, labels and adhesives, and is safe on most carpeted, vinyl, plastic and painted surfaces. Release® simplifies the use of sealants, allowing for a fast cleanup.



| Stock No. | Ctn. | Size              |
|-----------|------|-------------------|
| 1056      | 12   | 473 ml./16 fl.oz. |

### Life-Calk®

#### Solvent and Cleaner

Cleans surfaces prior to caulking with Life-Calk®, Life Seal®, Silicone or Teak Deck Sealant. Safe for fiberglass. Removes uncured polysulfide sealant and grease from tools and equipment. Acetone free formula.




| Stock No. | Ctn. | Size             |
|-----------|------|------------------|
| 1059      | 12   | 236 ml./8 fl.oz. |

### Life-Calk®

#### Primer\*

One-part, resin-based primer for use on oily woods. Developed by BoatLIFE® (The Polysulfide Experts) to promote maximum adhesion with polysulfide sealants. The only primer for use with Life-Calk®.



### What You Should Know about Life-Calk® Primer

Life-Calk® Primer improves bonding between Life-Calk® and substrates. Some primers are packaged as a 2-component system, but Life-Calk® Primer is a single component system. Improves penetration into oily woods such as teak. Cross-linking mechanism allows for extra tenacity. Resiliency improves flexibility in the polysulfide-primer substrate bond. (Not needed for Life-Calk® 2-Part Type P.)

\* Note: To be used with Life-Calk Polysulfide only.

# Maintaining Teak



| Stock No. | Ctn. | Size                    |
|-----------|------|-------------------------|
| 1085      | 12   | 737 gms./26 oz. (AVDP)  |
| 1185      | 4    | 1814 gms./64 oz. (AVDP) |

Environmentally Safe-Biodegradable

| Stock No. | Ctn. | Size              |
|-----------|------|-------------------|
| 1087      | 12   | 946 ml./32 fl.oz. |

## Teak Brite® Powder Cleaner

One-step heavy-duty powder cleaner for teak. Will not remove soft grain from wood like two-part cleaners. Cleans wood like new and leaves ready for Teak Oil & Sealer application. Designed for decks, swim platforms, furniture and horizontal surfaces.

## Teak Brite® Brightener

One-step liquid cleaner and brightener. Ideal for mid-season clean up of dirt, grease, food stains and oil. Rinse thoroughly and allow drying completely before applying Teak Oil & Sealer. Bleaches wood to a lighter shade. Removes any remaining residue from cleaner. Ideal spot cleaner, also leaves bronze and brass deck plates sparkling. **Safe for your teak.**

| Stock No. | Ctn. | Size                  | Color   |
|-----------|------|-----------------------|---------|
| 1084      | 12   | 473ml./16 fl.oz.      | Natural |
| 1088      | 12   | 946 ml./32 fl.oz.     | Natural |
| 1188      | 12   | 946 ml./32 fl.oz.     | Golden  |
| 1089      | 3    | 3.785 lit./128 fl.oz. | Natural |
| 1189      | 3    | 3.785 lit./128 fl.oz. | Golden  |

## Teak Brite® Advanced Formula Teak Oil

Most advanced teak oil and sealer available. Will deliver long lasting protection even in tropical climates. Penetrates deep into wood (**dry wood only**) to feed and protect finish. Safe for Life-Calk® seam compounds and Teak Deck Sealant. (Hint: for a long lasting finish, allow teak to dry 24 hours minimum before applying oil).

| Stock No. | Ctn. |
|-----------|------|
| 1029      | 12   |

## Life Scrub-All

Heavy-duty continuous filament marine stainless steel is superior to bronze wool for heavy scrubbing. Perfect for teak and other hard wood. Many uses including the galley. **Lifetime guarantee** not to corrode, wear out or disintegrate.



## Captain's Maintenance Tips

### Teak Brite® Advanced Formula Teak Oil

- For a long lasting finish, allow teak to dry 24 hours **minimum** prior to applying oil.
- Clean off overcoating and drips on fiberglass **BEFORE** Teak Oil & Sealer dries, to facilitate removal.
- Use **FIBERGLASS POWDER CLEANER** to remove Teak Oil & Sealer from fiberglass.
- Apply several light coats instead of one heavy coat.

# Accessories



## Chubb Gun

Application gun for use with chubbs (see pages 6, 7 and 8).


| Stock No. | Ctn. |
|-----------|------|
| 1179      | 12   |

| Stock No. | Ctn. | Size                 |
|-----------|------|----------------------|
| 1275      | 1    | w/#3 head /12 blades |
| 1276      | 1    | #3 head, 1/8" wide   |
| 1279      | 1    | #3 blades (12)       |
| 1284      | 1    | w/#4 head/12 blades  |
| 1277      | 1    | #4 head 1/4" wide    |
| 1280      | 1    | #4 blades (12)       |

## Hot Knife

Removes sealants from deck seams cleanly and quickly leaving a fresh surface for new application. Several seam blade and head sizes are available.

Available in 110v and 220v.



| Stock No. | Ctn. | Size/Weight          |
|-----------|------|----------------------|
| 1211      | 1    | 50 yds., 1/8" wide   |
| 1227      | 1    | 500 yds., 1/8" wide  |
| 1269      | 1    | 50 yds., 5/16" wide  |
| 1268      | 1    | 500 yds., 5/16" wide |

## Bondbreaker


Cotton bondbreaker prevents adhesion of caulk to bottom of deck seams. Easy to use. Used by professionals on cruise liners worldwide.



| Stock No. | Ctn. |
|-----------|------|
| 1820      | 1    |

## Sealant Stick

Finishing tool for smoothing caulks and sealants.



## BoatLIFE®'s FIBERGLASS CLEANING AND MAINTENANCE SYSTEM

BoatLIFE®, through our never-ending research and development programs, has developed *THE RIGHT PRODUCTS FOR ANY BOAT*. To assist our valued customers, this information is presented on page 5.

Yes, it's true, it is often heard that fiberglass boats are virtually maintenance free! By the way, it is not necessarily the case or an accurate statement. First, the term 'Fiberglass Boats' is some what of a misnomer. Yes, the boat is manufactured with fiberglass; the hull of the boat is made in a master mold, the very first application in the construction of the fiberglass boat is the process of gel coat application. The gel coat is the exterior, the color, the shiny, the beautiful luster that needs to be cared for and protected from the ravages of Mother Nature, not the fiberglass.

BoatLIFE® has been manufacturing fine boat maintenance products since 1959, For the Life of Your Boat. Now, let's get to work. For the first scenario, let's address the newly purchased boat, a great investment of our time. The new boat requires a different approach to care and maintenance than one that has not been well taken care of. As with any product that's new, it's easier to care for. BoatLIFE®'s Boat Cleaner is the ideal product to get started, with its environmentally safe, non-phosphate, biodegradable formula it cleans without removing wax from the gel coat. Stubborn stains, depending upon their severity can be removed with BoatLIFE®'s Fiberglass Powder Cleaner and Stain Remover. You will need to judge the severity of the condition of the gel coat. Fiberglass Powder Cleaner and Stain Remover is a non-scratching formula that is safe for all fiberglass. Not only does it remove tough stains, it is also ideal for cleaning non-skid deck, and is easy to use. It will remove black streaks, rust, algae and exhaust stains easily and without hard scrubbing.

Now it's time to make it shine; our Poly Shine was developed for just this purpose, to make the gel coat "shine". Poly Shine is a Premium Boat Polish. The easy to use liquid polymer formula shines and protects, which, by the way, is also ideal for chrome and stainless steel hardware, as well as fittings; easy on, easy off. Poly Shine Premium Boat Polish loves to be used in conjunction with new micro fiber polishing cloths, what a team. And, if you are experienced and talented with a power buffing machine, this application will save you considerable time, but, like I said, "experienced and talented," you don't want to damage the gel coat. And, for overall endurance and added protection we can also apply Life Wax with its longer lasting carnauba formula and UV filters, the ultimate in marine protection. Life Wax can only be applied by hand, though. BoatLIFE®'s Poly Shine Premium Boat Polish is a polish, polish on, polish off, while BoatLIFE®'s Life Wax is a wax, wax on, wax off. Polish polishes and Wax waxes.

Now it's time for a little BoatLIFE® history. The research and development vehicle was appropriately named BoatLIFE®. With the combination of properly applied Poly Shine and Life Wax®, they have defied the elements of the sea for over **three years**.

How about that neglected older boat or the newly purchased used boat? BoatLIFE® products, with a little TLC, can return her back to her beauty of days long past. Judgment day, your judgment will determine how best to bring your beloved vessel back to its former splendor. No two used boats are identical in their condition or the TLC required. The BoatLIFE® family of products is varied, and again, what might be utilized for one boat is not necessarily needed or required for another boat. Fiberglass boats are best worked on out of the water when it comes to restoring the gel coat surface of the hull. If you are the proud owner of a dark colored gel coat hull such as red, dark blue, dark green or any other dark surface gel coat, don't despair, we have products that will also best assist you in the restoration of your gel coat. Again it's a judgment call and you are the judge.

Once more, let's get back to work. To begin, we will first look at the gel coat that is suffering from light oxidation. BoatLIFE®, through our continued research and development, has developed and manufactures Pre-softened Life Restorer Wax that deep cleans, waxes and protects in one easy step. It may also be used on, and is compatible with, most painted surfaces. This product is designed for lightly oxidized gel coat surfaces.

Again let's go back to work. This time let's venture into and address the area of oxidation that would be considered other than light oxidation. Moderate oxidation is easily distinguished and is more visible. The product needed for this condition would be no other than BoatLIFE®'s Fiberglass Rubbing Compound. This is a very fine compound formula that minimizes loss of the gel coat surfaces, smoothes out the surface and restores the gel coat finish by removing oxidation and stains. This process prepares the gel coat surface for Poly Shine the Premium Boat Polish as well as Life Wax®.

And, last but not least we will address the proud owners of gel coat hulls such as Red, Dark Blue, Dark Green or any other dark surface gel coat colors. This BoatLIFE® product is the ever acclaimed Liquid Fiberglass Rubbing Compound and Color Restorer. Color Restorer restores the original color and luster to your gel coat fiberglass boat by removing oxidation, chalking and fading. It will not harm or scratch gel coat. BoatLIFE®'s unique formula seals, protects and prepares the surface for Poly Shine the Premium Boat Polish as well as Life Wax®.


All BoatLIFE® products are manufactured in our factory in North Charleston, South Carolina. New products are researched, developed and created for the needs our extended family, you, the worldwide boating public.

If you run into difficulty with your project, call your BoatLIFE® family factory support team. We are here for you.

Safe Boating!

The BoatLIFE® Factory Team.

# Cleaners



| Stock No. | Ctn. | Size                  |
|-----------|------|-----------------------|
| 1112      | 12   | 946 ml./32 fl.oz.     |
| 1113      | 4    | 3.785 lit./128 fl.oz. |

Environmentally Safe-Biodegradable

| Stock No. | Ctn. | Weight                  |
|-----------|------|-------------------------|
| 1190      | 12   | 737 gms./26 oz. (AVDP)  |
| 1092      | 4    | 1814 gms./64 oz. (AVDP) |

| Stock No. | Ctn. | Size              |
|-----------|------|-------------------|
| 1137      | 12   | 473 ml./16 fl.oz. |

| Stock No. | Ctn. | Size              |
|-----------|------|-------------------|
| 1123      | 12   | 473 ml./16 fl.oz. |

Environmentally Safe-Biodegradable

| Stock No. | Ctn. | Size                   |
|-----------|------|------------------------|
| 1119      | 12   | 453 gms./16 oz. (AVDP) |

## Boat Cleaner

**Environmentally safe, non-phosphate, biodegradable formula.** Cleans without removing wax from fiberglass. Use anywhere on your boat. Pleasant fragrance.

## Fiberglass Powder Cleaner & Stain Remover

Heavy duty fiberglass cleaner. Non-scratching formula removes dirt and stubborn stains. **Ideal for non-skid surfaces!** Removes rust stains, scuffmarks, black streaks, and diesel exhaust stains. Washes off with fresh or salt water. Leaves surface ready for waxing.

## Mildew Remover

Chlorine-free, acid-free formula for removal of mildew. **Just spray and you're done.** One-part system also controls odor. Safe for fabrics.

## VinylLIFE™

A dual-purpose product that cleans as well as protects. Excellent for use on interior and exterior vinyl such as vinyl seats, tops, upholstery, fenders, bumpers and other rubber products. Restores and brightens all colors. Removes dirt, grime and stains. UV protectant. Does not leave a shiny coating.

## Aluminum Cleaner

Brightens, polishes and protects aluminum such as pontoons, hulls and hardware. Low micron cleaner and anti-oxidant.

# Cleaners



| Stock No. | Ctn. | Size              |
|-----------|------|-------------------|
| 1134      | 12   | 473 ml./16 fl.oz. |

Environmentally Safe-Biodegradable

## Stainless Steel Cleaner

Cleans and protects in one easy step. Non-streaking formula. Removes grease and stains. Easy spray-on, wipe-off. Finger print resistant.

| Stock No. | Ctn. | Size                  |
|-----------|------|-----------------------|
| 1102      | 12   | 946 ml./32 fl.oz.     |
| 1103      | 4    | 3.785 lit./128 fl.oz. |

Environmentally Safe-Biodegradable

## Bilge Cleaner

Emulsifies oil and scum. Non-foaming, **biodegradable** formula cleans **without phosphates** and leaves pleasant fragrance. Water-based degreaser also cleans carpets, upholstery, fabrics, concrete and removes mold and mildew stains. Great for fish and bait wells.

| Stock No. | Ctn. | Size              |
|-----------|------|-------------------|
| 1138      | 12   | 946 ml./32 fl.oz. |

## Live Well & Bait Well Cleaner

Cleans live wells and bait wells and deodorizes to leave a pleasant fragrance. Decreases spread of diseases amongst aquatic animals.

| Stock No. | Ctn. | Size              |
|-----------|------|-------------------|
| 1107      | 12   | 8 Pak             |
| 1108      | 12   | 473 ml./16 fl.oz. |

8 pk = 8 treatments for 20 gal. tank

## BioNatural™ Holding Tank Treatment

All natural, non-toxic, non-hazardous, biodegradable, environmentally friendly, safe for humans, animals, marine and plant life. Eight single easy to store packs. Only one treatment needed per tank, economical to use. Patented formula contains no formaldehyde or enzymes. Nothing else like it on the market! 100% organic product that causes a biological change in waste matter that renders it free of odor - no matter how hot it gets, no matter how long the material remains in the tank. Each single pak treats one 20-gallon tank. The hotter it gets and the longer it sits—the better it works.

| Stock No. | Ctn. | Size                  |
|-----------|------|-----------------------|
| 1127      | 4    | 3.785 lit./128 fl.oz. |
| 1128      | 1    | 18.93 lit./640 fl.oz. |

Environmentally Safe-Biodegradable

## Test Tank Cleaner

The only patented product designed for engine test tanks. Emulsifies oil in water and leaves it in suspension. Removes oil slick from water surface. Lower units come out clean - no wipedown necessary. Economical 50:1 ratio saves money and really does the job. Non-foaming formula removes all traces of oil and dirt. Environmentally friendly. No phosphates - biodegradable. Pleasant fragrance, neutralizes foul odors. Safe for rubber impellers and hoses, cleans water passages. Used to clean up oil spills.

# Compounds, Waxes & Polishes



| Stock No. | Ctn. | Size              |
|-----------|------|-------------------|
| 1116      | 12   | 473 ml./16 fl.oz. |

## Liquid Fiberglass Rubbing Compound & Color Restorer

Restores the original color and luster to your fiberglass boat by removing oxidation, chalking and fading. Will not harm or scratch gel coat. Unique formula seals, protects and prepares surface for waxing. For light oxidation.

| Stock No. | Ctn. | Size                   |
|-----------|------|------------------------|
| 1131      | 12   | 453 gms./16 oz. (AVDP) |

## Fiberglass Rubbing Compound

Very fine compound formula minimizes loss of gel coat surface. Smooths out the surface and restores fiberglass finish by removing oxidation and stains. Prepares surface for waxing.

| Stock No. | Ctn. | Size                   |
|-----------|------|------------------------|
| 1130      | 24   | 294 gms./10 oz. (AVDP) |

## LifeWax® Fiberglass Wax\*

Long lasting carnauba formula protects fiberglass finishes even in tropical climates. Finest marine grade paste wax available. Contains superior UV filters for the ultimate in marine protection. When used over PolyShine®, will last up to 3 years!

| Stock No. | Ctn. | Size                   |
|-----------|------|------------------------|
| 1129      | 12   | 510 gms./18 oz. (AVDP) |

## PRESOFTENED Life Restorer Wax\*

Deep cleans, waxes and protects in one easy step. Presoftened for easy application. Removes light oxidation. May also be used on painted surfaces.

| Stock No. | Ctn. | Size              |
|-----------|------|-------------------|
| 1121      | 12   | 236 ml./8 fl.oz.  |
| 1124      | 12   | 473 ml./16 fl.oz. |

## Graphix "G" Wax®

UV protectant specifically designed for vinyl graphics. Superior formulation using only high grade components. The only wax which is completely petroleum distillate-free, and safe for vinyl graphics.

| Stock No. | Ctn. | Size              |
|-----------|------|-------------------|
| 1122      | 12   | 473 ml./16 fl.oz. |

## PolyShine®\* Premium Boat Polish

Easy to use liquid polymer formula shines and protects. Also ideal for chrome and stainless steel hardware and fittings. Formulated for fiberglass boats. May be applied by hand or machine. Use before LifeWax® for shine that will last up to 3 years!

Caution: Walkways and swim platforms should never be waxed. \*Do not wax over boat striping and/or vinyl tape.



## “Git”-Rot®\*

Unique two-part liquid epoxy saturates and restores original strength to wood by **penetrating** the rot. Actually works with the loose rotted fibers. Wood must be dry. Apply by injecting into wood. Will soak into wood by capillary action. One-half hour pot life after mixing. Cures overnight. Sandable and paintable, can be drilled and screwed. Compatible with fiberglass resins, epoxies and most sealants. Great for transoms, stringers and cabin roof rot in both fiberglass and wood boats.

| Stock No. | Ctn. | Size              |
|-----------|------|-------------------|
| 1063      | 12   | 118 ml./4 fl.oz.  |
| 1064      | 12   | 473 ml./16 fl.oz. |
| 1065      | 12   | 946 ml./32 fl.oz. |

## How to Use “GIT”-ROT®

### HOW TO LOCATE DRY ROT

Tap questionable areas with a hard instrument and listen for hollow sounding dead spots. Probe suspect areas with an ice pick or sharp knife. Check areas where fresh water is likely to accumulate. Particularly check the following: Spar checks, hatches, deck seams, transom, companion slides, checks in planking, toe rails, exposed end grain, stem, ribs, stringers, and window frames.

### AMOUNT REQUIRED

For complete saturation and ultimate strength, in average type rot, it will require a volume of “GIT”-ROT® approximately equal to half the volume of the rotted wood.

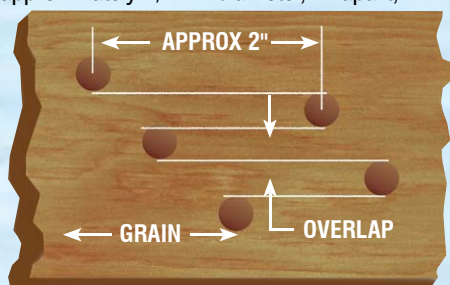
### TIME AND TEMPERATURE

The optimum temperature for applying “GIT”-ROT® is between 50° and 70°F (10° and 21°C). Only mix small batches (**no more than 4 oz.**) since the larger the quantity the hotter the reaction and the faster the cure. After adding 1 part “B” to 3 parts of “A”, shake vigorously for at least one (1) full minute (TIP: use a watch while shaking the bottle.) Once the two parts have been thoroughly mixed, a thermal reaction will begin to occur. Penetration is best immediately after mixing. When working in temperatures over 70°F (21°C), chill “GIT”-ROT® overnight. At 70°F, properly applied “GIT”-ROT® solidifies into a tough resilient mass overnight. Allow one week for ultimate strength. Cold temperatures will slow the cure. When painting, check compatibility with paints. Clean up uncured “GIT”-ROT® with vinegar.

### PROVIDE RESERVOIRS

The mechanics of the actual treatment will vary for each case depending upon location and construction. Where rot is deep into a large member it is advisable to drill a staggered series of overlapping holes approximately 1/4" in diameter, 2" apart, slanting downwards.

This will expose the necessary end grain and provide reservoirs for the penetration as shown here. In areas where sections of rot




contain extensive holes where wood fibers are actually missing, it is recommended to mix sawdust with “GIT”-ROT® and use it as a fill material after treating area. In areas such as transoms, stringers, and balsa core decking, drilling thru the fiberglass surface may be necessary. For transom repairs, you may drill vertically down through the transom, and then pour in “GIT”-ROT®. For decking, drill thru the surface to treat the wood underneath.

### PENETRATION

Capillary action is the principal on which “GIT”-ROT® works. Therefore, the most expedient way to apply the “GIT”-ROT® is into the end grain of the wood wherever possible. To avoid

Microscopic Diagram of Wood Cell Structure



trapping air in the middle of the rot always start at one end or on one surface and work progressively along. A considerable amount of patience is required during the actual penetration until complete saturation is achieved. This is determined when the reservoir holes fill and remain filled and the surface remains shiny.

### DAMPNESS

Rotted area must be dry as “GIT”-ROT® will not displace water, so wet wood cannot be fully saturated. Any reduction in the amount of “GIT”-ROT® simply reduces ultimate strength. Dry the affected area as much as possible. Soaking with acetone will assist drying; however, be cautious of fire hazard.

**CAUTION:** Reaction between part A and B will produce heat. Do not use in high temperatures. Avoid all external additional heat sources.

# Restoration



| Stock No. | Ctn. | Size               |
|-----------|------|--------------------|
| 1222      | 2    | 1892 ml./64 fl.oz. |

## End Grain Sealer

Maintain docks, pilings and prevent rotting with this two-part liquid epoxy. \*Cures fast and strong. Apply to bungs, bung holes, end grain on teak and other wood planking, tops of pilings, etc. Eliminates water penetration. Easy application.

| Stock No. | Ctn. | Size              |
|-----------|------|-------------------|
| 1210      | 1    | 946 ml./32 fl.oz. |

## Aquapoxy™

Two-part liquid epoxy cures in presence of water. Adds strength and stability to wood decks by filling voids under buckled and warped planking. No need to replace planking. Fills voids under decks preventing accumulation of rot and corrosion causing water.

| Stock No. | Ctn. | Size          | Color        |
|-----------|------|---------------|--------------|
| 1196      | 18   | 454 g./16 oz. | White (AVDP) |
| 1197      | 12   | 85 g./3 oz.   | White (AVDP) |

## Fix Repair Putty

Applies like putty and cures like steel. Cured product can be sanded, drilled, tapped, screwed and painted. Bonds to fiberglass, wood, metal, glass and concrete. Impervious to oil, gasoline, alcohol, caustic detergent and salt water oxidation. Easy clean up with soap and water. Cures underwater. Cures in 24 hours. Heat tolerant to 300°F (149°C).



# Caulking Teak Deck Seams

## CAULKING TEAK DECK SEAMS.

### A HARD JOB MADE EASY WITH BoatLIFE® SEALANTS

You have all seen gorgeous teak decks with perfect black seams. Those seams all have one thing in common. They were caulked with a high quality marine grade sealant. The most widely accepted names in deck sealants are BoatLIFE Life-Calk®, and Teak Deck Sealant. Life-Calk® comes in two types. The popular one-part which is available in the familiar yellow tubes and cartridges and the professional's choice for teak deck work: Life-Calk® Two-Part Type P (pourable). The two-part is a fast\* curing (24-48 hours), tough and resilient seam compound that will deliver years of leak free and aesthetic service. Teak Deck Sealant is available in cartridges and chubbs.

It is a do-it-yourself job that can be accomplished with beautiful results. Proper preparation is critical to obtain professional results.

Your seams must be perfectly cleaned and prepared prior to mixing and/or filling the material. To prepare the seam properly, first remove all the old caulking. For this we offer an electric Hot Knife which slices and removes caulking from seams (stock #1275). Another tool is a bent screwdriver that has been filed down to a point, much like a can opener. It should be bent to a 90° angle. After the material has been thoroughly removed it is wise to rout out the seam to provide a clean fresh edge. This step may or may not be necessary depending on how well the old caulking came out. (If you discover you have a "V" type of seam we recommend you square them off with a router. For new construction sometimes routing is needed to provide the seam. At times teak strips are laid over plywood, fiberglass, or steel at regular intervals which automatically provide the seam because 1/8" or 1/4" gap is calculated between the strips.)

Minimum joint size excluding the bondbreaker (we'll explain later) is 1/8" wide by 1/4" deep. Bondbreaker or caulking cotton must be used to line the bottom of the seam. Reason: adhesion should not be achieved on three sides. The bottom should be able to "ride" along the base of the seam with the deck as it flexes and works. The caulking should ride much like a rubber band would. Allow for Bondbreaker in calculating your seam size. If however, you are laying or recaulking a cosmetic deck (a deck laid over existing fiberglass deck), use a thin piece of paper as a bond breaker.

After cleaning and routing, the seams must be washed out with a good oil free solvent. Life-Calk® Solvent and Cleaner is excellent for this purpose. This process will dry up any surface oil from the end grain of the exposed teak. Do not use acetone.

When using one-part Life-Calk® you must prime the seams first with Life-Calk® Primer. This will seal the end grain from any escaping oil that will impede adhesion. It is important that you use ONLY Life-Calk® Primer for this application. Do not use a paint product such as red lead. These products are laden with oils that will produce the opposite results you are expecting and the Life-Calk® will not stick to the teak. However, if you are using the Life-Calk® Two-Part Type P or Teak Deck Sealant, primer is not needed as the primer is built into the product.

The next step is to put in the bondbreaker. BoatLIFE® Bondbreaker is sold in 50- or 500-yard packs. It is generally forced into place with a chisel, screwdriver or an old fashioned caulking iron. Next is choosing whether to mask the seams with masking tape. It is a tedious task but will eliminate the need to sand your deck after the caulking cures. If you mask it, it is important to get the tape right to the very edge of the seam but not go down into it. If you are not careful the tape will be caulked over and when removed, the tape will rip out the sealant covering it. Just run the tape over all the deck surfaces getting it good and flat. Now you are ready to apply the caulking. If using the Life-Calk® Two-Part, you will be mixing two components together for at least two minutes. Afterwards the mixture will be poured into empty cartridges (stock#1120). We recommend using the quart can kit (stock #1046). You will get about 2 1/2 cartridges, which are easy to use in the time allotted since

this material will start to skin over in about 30 minutes. You'll need about three cartridges per quart can. The mixing is a critical step. We recommend you turn the can upside down and cut out the bottom of the can with a can opener. This will assure that the catalyst will not collect under the lip of the can when mixing. Make sure you get a good top to bottom mix. We recommend the material be mixed by hand. Do not use a high-speed drill as it will whip air into the caulking and create bubbles. After the product is thoroughly mixed, squeeze the can to form a spout. Fill the cartridges 2/3 full and insert the plastic plunger provided with the empty cartridge. You are now ready to apply the material. It is a good idea to keep the other two cartridges out of the sun and in a cool place. This will slow down the already active curing process. Do not waste any time because the material is starting to cure as soon as the two components are mixed. Remove nozzle, cut end of cartridge, puncture inner seal, put nozzle back on cartridge and cut tip of nozzle. Place the nozzle at the bottom of the seam and push the gun away from you along the base of the seam slowly while squeezing the trigger. Do not pull or draw the gun towards you. By pushing the gun away from you, you are forcing the material into the seam. If you pull the gun toward you, you will trap air and produce air bubbles in the seam. Next take a spatula or putty knife and smooth out the seam against the tape. Remove the tape immediately. The result is a perfectly caulked seam.


If sanding is needed, allow the material to cure first. Life-Calk® Two-Part should be ready for sanding in 2-3 days; Teak Deck Sealant will be ready for sanding in 24\* hours. Life-Calk® One-Part curing will depend on the temperature and humidity and may be as long as 7 days or more. When sanding, sand with the grain and do not use an oscillating type of sander as it will tear the material loose. Do not walk on the freshly completed seams until they are fully cured.

Now treat your seams right. Don't clean the deck with two part liquids and don't coat your teak with fancy teak treatments that can attack the caulking. Use Teak Brite® Powder Cleaner and Teak Brite® Teak Oil. They are the ones you can rely on for teak care. You'll love your teak...your gorgeous teak deck.

## THE PROPER SEAM

The recommended ideal seam is 1/8"W x 1/4"D

### Correct joint configurations.



ALL SEALANT ESTIMATING GUIDE FOR SEALANT COVERAGE  
Each cartridge of BoatLIFE® Sealant will yield the following lineal foot of seam:

|       |      | WIDTH |      |      |      |
|-------|------|-------|------|------|------|
|       |      | 1/8"  | 1/4" | 3/8" | 1/2" |
| DEPTH | 1/4" | 57    | 28   | 18   | 14   |
|       | 3/8" | 37    | 18   | 12.5 | 9.5  |
|       | 1/2" | 28    | 14   | 9.5  | 7    |

\* Note: All curing times subject to atmospheric conditions.

## How to Care for Teak

*For beautiful teak, BoatLIFE's Teak Brite® teak care system is unmatched in appearance and durability. It is a safe cleaning and preserving system that is not harmful to teak wood or seam compounds of polysulfide or Teak Deck Sealant. Recently, there has been a trend toward using the quick and easy two-part liquid cleaning system. Be warned that these liquids do irreparable damage to the teak they clean. These systems are a combination of caustic and acid chemicals, which literally rip out the soft grain of the teak, rendering it rippled and rigid. Furthermore, it will damage the seam compounds that are prevalent in teak decks. The BoatLIFE Teak Brite® system is gentle but effective. If you want to maintain your teak and not ruin it, follow our system as follows:*

### 1. CLEANING:

BoatLIFE® offers an effective cleaner that will not harm polysulfide, Teak Deck Sealant and other seam compounds, fiberglass, plastics, or vinyl: Teak Brite® Powder Cleaner.

Teak Brite® Powder Cleaner is a heavy duty cleaner in powdered form. It is ideal for restoring badly stained teak decks without sanding. Decks can be cleaned beautifully by sprinkling gentle Teak Brite® Powder Cleaner on thoroughly wetted deck surfaces and scrubbing with a soft brush or BoatLIFE®'s Life Scrub-All until the desired color is restored. (Scrub with the grain, not across it.) Then, a thorough rinsing is all that is needed to reveal a clean deck.

Teak, after it has just been cleaned, looks beautiful especially since it takes on a golden color. There are many varieties of teaks from different parts of the world. Some are light grained and almost reddish in color; while others are wide grained and golden. But once cleaned, all teak has had its natural oils removed. If left unattended, it will return very rapidly to its oxidized, grayish look, and more importantly, it will soil easily. Therefore, the teak should be sealed with teak oil.

### 2. BRIGHTENING:

In between the cleaning and sealing of teak, a middle step is useful. Some boat owners use the Brightener after the cleaner and before applying teak oil, because Teak Brite® Brightener bleaches teak up to a lighter shade and will remove any residue left in the grain from the cleaning process. This step in the sequence of teak care is optional, depending on the owner's preference. Mid season, if you care to spruce up your teak, apply Teak Brite® Brightener. It will clean up dirt and grime and give your teak a sparkling appearance and will not attack seam or bedding compounds. Just finish with a light coat of Teak Brite® Teak Oil & Sealer.

### 3. OILING/SEALING:

This is the final step in complete teak care. BoatLIFE®'s Teak Brite® Teak Oil & Sealer is applied to the cleaned surfaces to protect the teak against dirt and stains. It sinks deep into the wood. Teak Brite® Teak Oil & Sealer also restores the natural

oils so vital to the life of the timber, especially after extensive exposure to the elements and cleaning. If left unattended, the wood will return very rapidly to its oxidized gray look and will soil more easily. Teak Oil must be applied carefully. When properly applied, it is not noticeable - except to the extent that it has enhanced the color of the teak. Use too much and you will notice a varnished effect from too much build up. Once the wood is saturated, continued application just builds up on the previous coat. Finally, it is no longer a sealer, but rather a "painted" surface. How often have you seen a beautiful teak deck that is spotted golden? The spottiness is caused by the application of too much teak oil, too often and with too heavy a coating. Then, uneven weathering occurs with the sun and spray wearing down the oil in different areas at different times.

BoatLIFE® offers two teak oils to serve the preference of most boat owners. Teak Brite® Teak Oil & Sealer- Natural Color (clear) is available for those who prefer a lighter tone of teak. Teak Brite® Teak Oil & Sealer-Golden Color provides teak with a mellowed golden look.

Now that you've cleaned your deck, allow sufficient time for the teak to dry thoroughly. Ideally, on a dry sunny day 24 hours drying time will give the best results. Teak Brite® Teak Oil & Sealer should be applied with a soft cloth, toweling or sponge brush and spread over the entire surface. The excess should be wiped off to eliminate puddling. After the oil has been absorbed into the wood, a second application should be made. But avoid using too much. During the season, it may be lost by the drying effects of a hot summer. Regardless of the number of times it is applied, Teak Brite® Teak Oil & Sealer will not harm polysulfides, Teak Deck Sealant or other seam compounds, plastic, vinyl, fiberglass or fittings. However, any overflow or spattering of the oil to adjacent materials should be removed at once as it will cause staining if allowed to set.





# NEW from BoatLIFE®

## *Super Slick Sealant Smoother™*

Aids in the finger tooling  
of caulks and sealants.

Easy to use.

Allows excess sealant  
to be easily removed from fingers.

See page 9.

Headquarters & Manufacturing  
4060 Bridgeview Drive  
N. Charleston, SC 29405 U.S.A.  
Phone (800) 382-9706, +843-566-1225  
Fax + (843) 566-1275  
email: BoatLIFE@BoatLIFE.com

Manufactured in South Carolina, USA.

All material in this catalog, unless otherwise noted, ©2016 Life Industries Corporation.

Cover photo by Maïke Kowal



Life Industries Corporation  
4060 Bridgeview Drive  
N. Charleston, SC 29405 U.S.A.